



### District Report Card: 2017


<b>State:</b> Bihar	<b>District:</b> Rohtas
<b>Class:</b> 8	<b>Subject:</b> Language
<b>Schools:</b> 51	<b>Students:</b> 1096


### Participation/Coverage


#### Students

<div>GENDER</div> <div></div>	Boys		Girls	
	Number	%	Number	%
	462	42.15	634	57.85

<div>AREA</div> <div></div>	Rural		Urban	
	Number	%	Number	%
	1003	91.51	93	8.49

<div>CATEGORY</div> <div></div>	SC		ST		OBC		GEN	
	Number	%	Number	%	Number	%	Number	%
	204	18.61	16	1.46	768	70.07	108	9.85

<div>CWSN</div> <div></div>	LD	VI	HI	S&LD	ID	Oth
	1	0	2	5	1	0

<div>Management</div> <div></div>	Government		Government-aided	
	Number	%	Number	%
	1096	100.00	0	0.00

### Average Performance of Students in Language (%)

Overall	Gender		Area		Management		Social Group			
	Male	Female	Rural	Urban	Govt.	Aided	SC	ST	OBC	GEN
58.45	62.80	55.28	58.17	61.51	58.45	0.00	53.99	50.00	59.43	61.17

### Performance on Learning Outcomes (LOs)

Learning Outcomes	Description	Average Performance(%)
L813	Read textual/non-textual materials with comprehension and identifies the details, characters, main idea and sequence of ideas and events while reading	58.45

Range of Performance of Students who Answered Correctly							
Below 30%		30% - 50%		50% - 75%		Above 75%	
Number	%	Number	%	Number	%	Number	%
140	12.77	251	22.90	435	39.69	270	24.64

### Lowest Performing Learning Outcomes (LOs)

1 - Read textual/non-textual materials with comprehension and identifies the details, characters, main idea and sequence of ideas and events while reading (58.45)